



Country Solution Denmark

IFSCLOUD25R1

Table of Contents

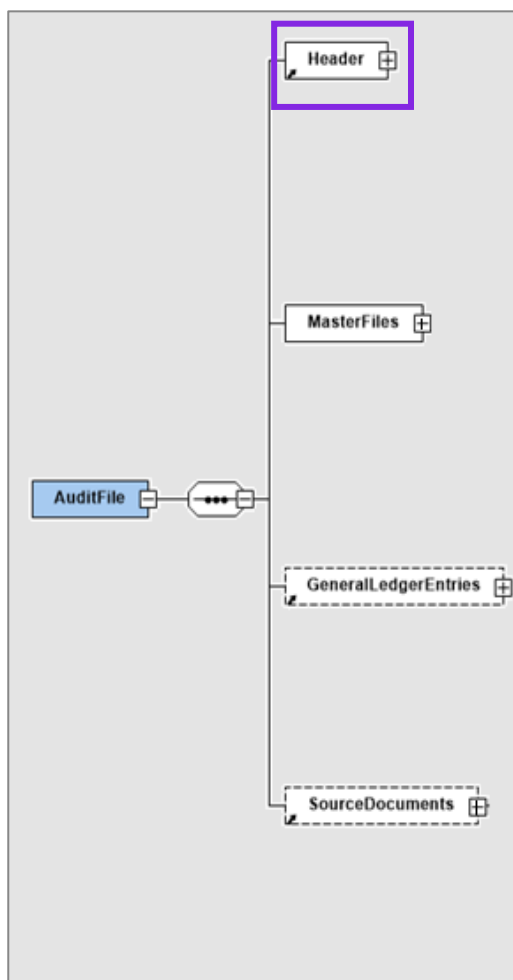
1	Standard Audit File for Tax	2
2	Appendix.....	7

1 Standard Audit File for Tax

1.1 What is the Standard Audit File for Tax (SAF-T)

The Standard Audit File for Tax purposes, known as SAF-T, is an international standard for the electronic exchange of reliable accounting data from organizations to a national tax authority or external auditors. This is an XML-based protocol for the transmission of companies' transactions to the tax authorities to enable efficient auditing of taxable transactions. SAF-T was initially agreed upon by the 38 member states of the Organization for Economic Co-operation and Development (OECD) in 2005.

1.2 File Structure Overview of SAF-T



The Danish SAF-T is currently focusing on the Header section. As a result, sections such as MasterFiles, GeneralLedgerEntries, and SourceDocuments will not be included in the solution.

1.3 Solution SAF-T File

The SAF-T solution for Denmark has been developed based on the IFS generic functionality - "Audit Interface," which will enable the user to create and save the SAF-T XML file.

To support the SAF-T requirements for country Denmark, the following has been done:

1. A new report type **SAF-T DK** is added to the **Audit Formats** page.
2. On the **Audit File Basic Data** page, the *Header* tab has been added to handle SAF-T data.
3. On the **Audit Interface Assistant**, the new Report Type, **SAF-T DK** was added to support SAF-T report creation.

Below are the steps to create a SAF-T XML file.

Define Audit Type Basic Data

- Define "Audit Format" for Denmark.
- Define the Header tab in "Audit File Basic Data."

Create SAF-T XML File

- Run "Audit Interface Assistant"
- Select Report Type as "SAF-T DK " and enter the Period/Date Range.
- Create Output XML File.

1.4 Prerequisites

The following prerequisites should be satisfied to generate a SAF-T XML file for auditing purposes.

- It is recommended to create the company using the Danish Standard Template (STD-DA).

1.5 Define Audit Type Basic Data

To generate the SAF-T XML report for Denmark, the below-mentioned basic data need to be defined in IFS Cloud.



1.5.1 DEFINE AUDIT FORMAT

Open the **Accounting Rules/Audit Interface/Basic Data/Audit Formats** page. Create a new record and enter the country as Denmark. Select the Report Type as 'SAF-T DK' from the drop-down menu.

Audit Formats												
<div> <div></div> <div>+</div> <div></div> </div>												
✓	Country	Report Type	Decimal Symbol	Thousands Separator	Negative Format	Leading Zeroes	Time Format	Date Format	File Extension	File Type	File Template ID	Default
<input type="checkbox"/>	DENMARK	SAF-T DK	. (point)	, (comma)	-9	0.9	13:59	YY-MM-DD				<input checked="" type="checkbox"/>

1.5.2 DEFINE AUDIT FILE BASIC DATA

This page can be opened using the command **Audit File Basic Data** available on the **Audit Formats** page. This page consists of two tabs.

- Header tab
- Standard Audit Code Mappings tab (optional for the header).

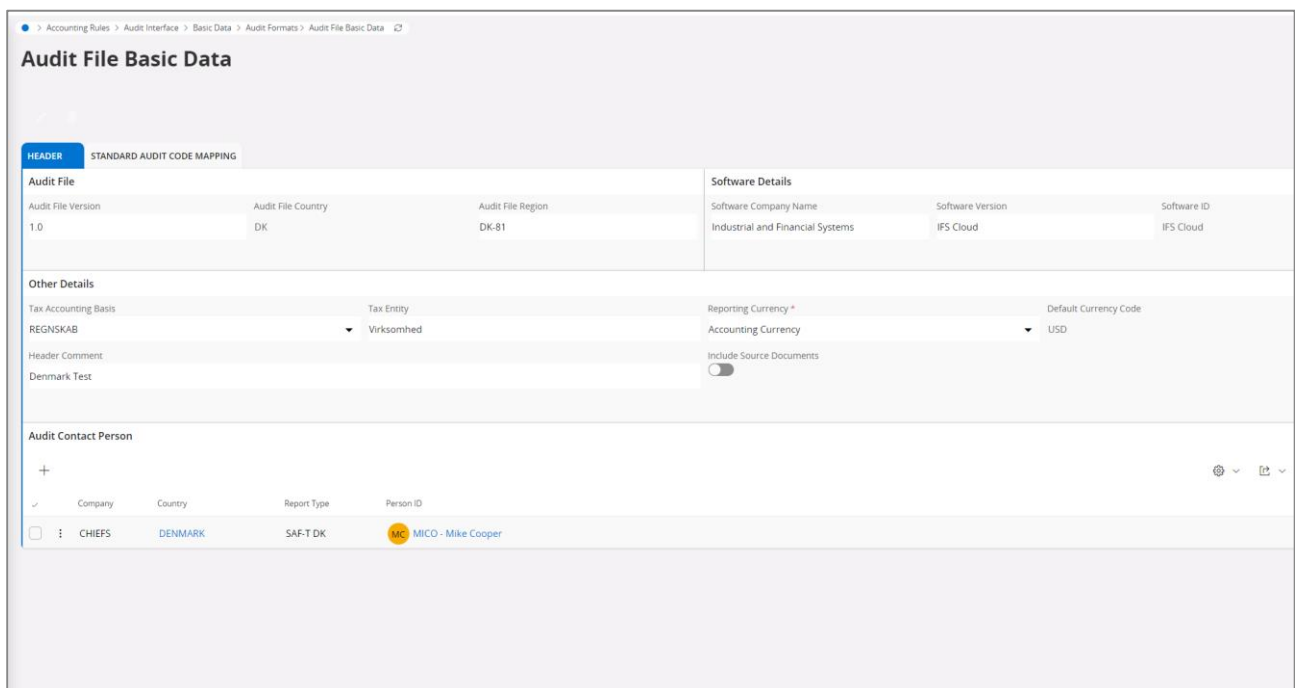
1.5.2.1 Header Tab

The **header** tab of the Audit File **Basic Data** page consists of information needed for the header section of the SAF-T file. In general, the header section of the SAF-T file contains the general information regarding the taxpayer to whom the SAF-T refers.

Create a new record on the **header** tab for the selected company. Some default information is fetched automatically to several fields. But default information fetched to most of the fields is editable. If required, the user needs to modify or enter the below information to create the SAF-T file for Denmark.

- **Audit File Version:** Automatically filled with 1.0. It is possible to modify the Audit File Version on the Audit File Basic Data page.
- **Software Company Name:** Automatically filled with INDUSTRIAL AND FINANCIAL SYSTEMS.
- **Software Version:** Automatically filled with IFS CLOUD.
- **Header Comment:** Space for general comments to the audit file.
- **Reporting Currency:** The Accounting Currency of the company is fetched.
- **Contact Person:** Using generic IFS Cloud functionality, a person must be defined in the **Person** page, and information should be defined in the tab Comm.Method.
- **Include Source Document:** Handling of source documents will be considered when the complete requirement related to SAF-T DK report is available.

The above basic data is needed because SAF-T 'Header' file information is directly fetched from the **Audit File Basic Data** page.



Audit File Basic Data

HEADER STANDARD AUDIT CODE MAPPING

Audit File

Audit File Version	Audit File Country	Audit File Region	Software Company Name	Software Version	Software ID
1.0	DK	DK-81	Industrial and Financial Systems	IFS Cloud	IFS Cloud

Other Details

Tax Accounting Basis	Tax Entity	Reporting Currency *	Default Currency Code
REGNSKAB	Virksomhed	Accounting Currency	USD

Header Comment: Denmark Test

Include Source Documents: ☐

Audit Contact Person

Company	Country	Report Type	Person ID
CHIEFS	DENMARK	SAF-T DK	MICO - Mike Cooper

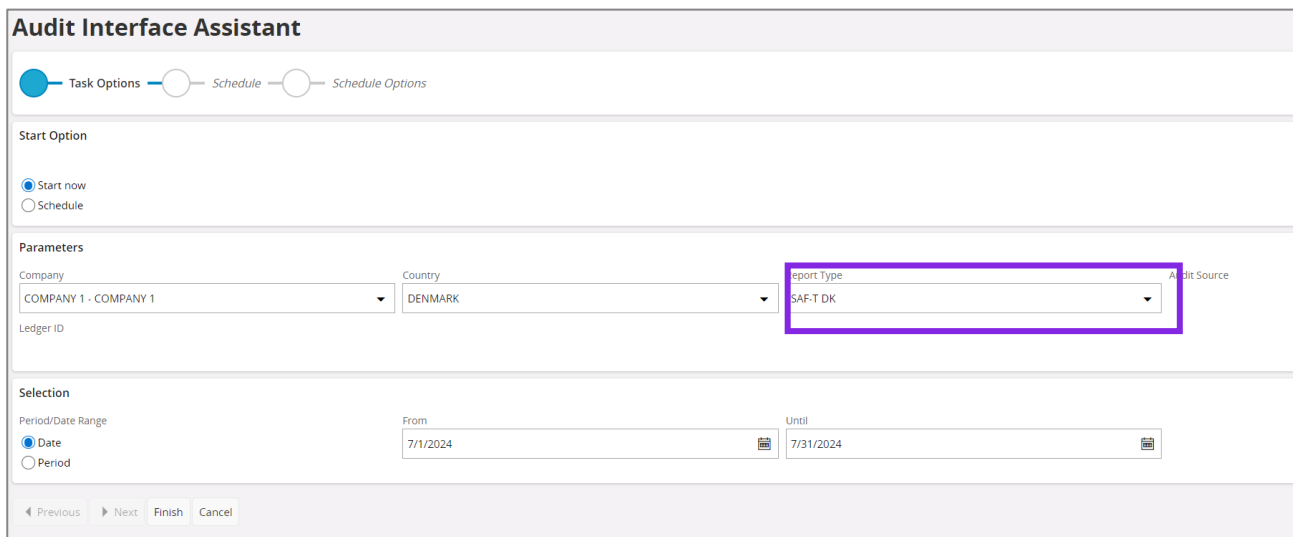
The following shows the legal Tax Audit Region Codes for Denmark:

Code	Subdivision name (da)	Subdivision Name (en)
DK-81	Nordjylland	North Denmark
DK-82	Midtjylland	Central Denmark
DK-83	Syddanmark	Southern Denmark
DK-84	Hovedstaden	Capital Region
DK-85	Sjælland	Zealand

1.6 Create SAF-T XML File

Here are the steps to create a SAF-T XML file.

1. Open the Audit Interface Assistant.
2. Select how you want to generate the SAF-T XML file. Two process options are available. You can select the radio button either 'Start Now' or 'Schedule' as the process option.
3. Then enter the following data:
 - a. Session company will be fetched to the 'Company' field. But if required you can change the company using the list of values. (List...)
 - b. Country = Denmark
 - c. Report Type = SAF-T DK
 - d. Enter the period or date range as the selection criteria.
4. For SAF-T XML file generation, once you enter the required data then click the '**Finish**' button.



The screenshot shows the 'Audit Interface Assistant' window with the following configuration:

- Task Options:** 'Start now' is selected.
- Parameters:**
 - Company: COMPANY 1 - COMPANY 1
 - Country: DENMARK
 - Report Type: SAF-T DK (highlighted with a red box)
 - Audit Source: (empty)
 - Ledger ID: (empty)
- Selection:**
 - Period/Date Range: Date (selected)
 - From: 7/1/2024
 - Until: 7/31/2024
- Navigation:** Previous, Next, Finish, Cancel buttons.

1.7 Data Mapping of SAF-T FILE

Please refer to Annexures to view the mapping of IFS data to XML tags.

1.8 Delimitations

- As per the Danish Bookkeeping Act and its executive orders, the Danish SAF-T report will include only the header and will not include other segments until further specifications are provided by the authorities.

2 Appendix

2.1 Standard Audit File for Tax (SAF-T)

2.1.1 DATA MAPPING OF SAFT-T FILE

The attached Excel file below describes the mapping of IFS data to XML tags.



Danish SAFT
Mapping.xlsx